

# Mouse CD27 Ligand/CD70 Protein

Cat. No. CD7-MM270



## Description

<b>Source</b>	Recombinant Mouse CD27 Ligand/CD70 Protein is expressed from HEK293 with hFc tag at the N-Terminus. It contains Ser45-Pro195.
<b>Accession</b>	O55237
<b>Molecular Weight</b>	The protein has a predicted MW of 43.41 kDa. Due to glycosylation, the protein migrates to 55-60 kDa based on Bis-Tris PAGE result.
<b>Endotoxin</b>	Less than 1EU per µg by the LAL method.
<b>Purity</b>	> 95% as determined by Bis-Tris PAGE > 95% as determined by HPLC

## Formulation and Storage

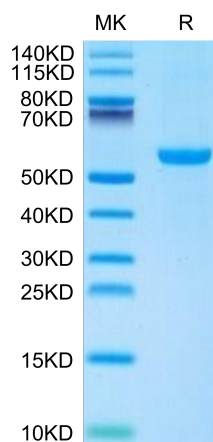
<b>Formulation</b>	Lyophilized from 0.22µm filtered solution in PBS (pH 6.2). Normally 8% trehalose is added as protectant before lyophilization.
<b>Reconstitution</b>	Centrifuge the tube before opening. Reconstituting to a concentration more than 100 µg/ml is recommended. Dissolve the lyophilized protein in distilled water.
<b>Storage</b>	-20 to -80°C for 24 months as supplied from date of receipt. -80°C for 3 months after reconstitution. Recommend to aliquot the protein into smaller quantities for optimal storage. Please minimize freeze-thaw cycles.

## Background

CD70, also named CD27 ligand (CD27L), is a type II transmembrane glycoprotein belonging to the TNF superfamily (TNFSF) and has been designated TNFSF7. CD70 is a cytokine that binds to CD27. Plays a role in T-cell activation. Induces the proliferation of costimulated T-cells and enhances the generation of cytolytic T-cells.

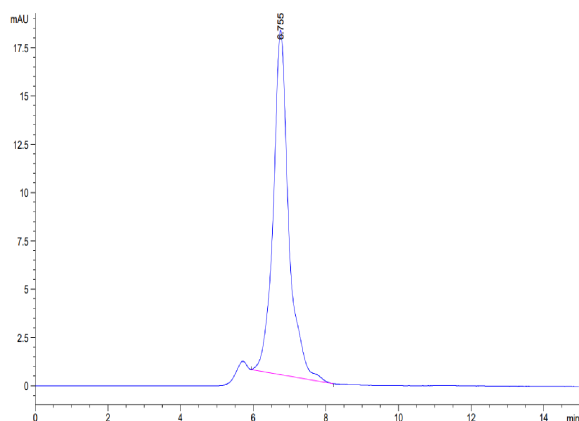
## Assay Data

### Bis-Tris PAGE



Mouse CD27 Ligand on Bis-Tris PAGE under reduced condition. The purity is greater than 95%.

### SEC-HPLC



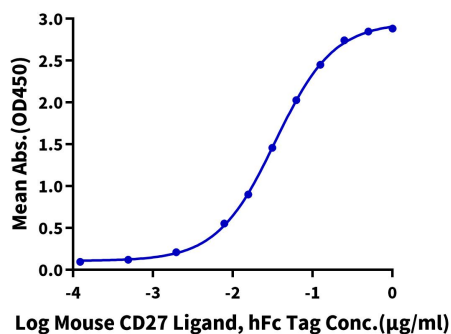
The purity of Mouse CD27 Ligand is greater than 95% as determined by SEC-HPLC.

Assay Data

ELISA Data

Mouse CD27 Ligand, hFc Tag ELISA

0.2µg Mouse CD27, mFc Tag Per Well



Immobilized Mouse CD27, mFc Tag at 2µg/ml (100µl/Well) on the plate. Dose response curve for Mouse CD27 Ligand, hFc Tag with the EC50 of 34.0ng/ml determined by ELISA.